


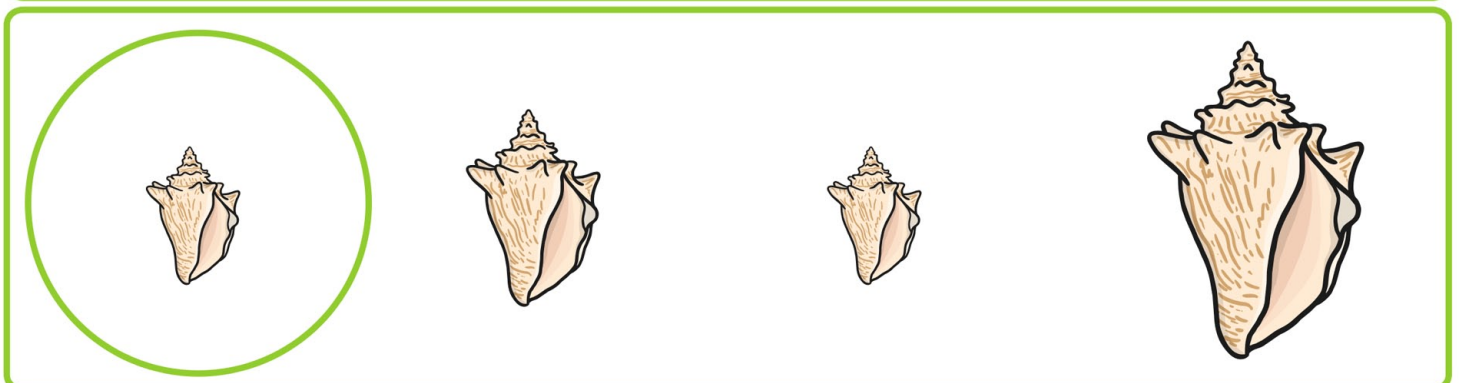


Great Barrier Reef Activity Book



My Name is _____

Size Matching Activity

Circle the picture that is the same size as the first picture.




The Great Barrier Reef


Word and Picture Matching

Join each word to the matching picture.

Queensland



starfish



shells



molluscs




The Great Barrier Reef

Word and Picture Matching

Join each word to the matching picture.


shelter



coast



island



marine




The Great Barrier Reef

Word and Picture Matching

Join each word to the matching picture.


coral



crab



fish




sponge



The Great Barrier Reef


Words Colouring Sheet



marine




island



shelter




coast



environment




coral



reef



fish






sponge

Name: _____ Date: _____

The Great Barrier Reef Counting Worksheet

Write your answers in the circles.



The Great Barrier Reef Alphabet Ordering Worksheet

Write the words in alphabetical order.

1. _____

marine

2. _____

island

3. _____

shelter

4. _____

coast

5. _____

environment

6. _____

coral

reef

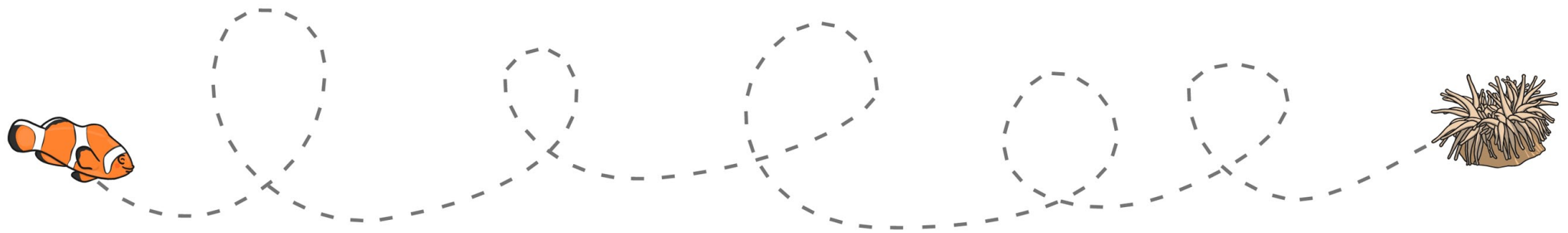
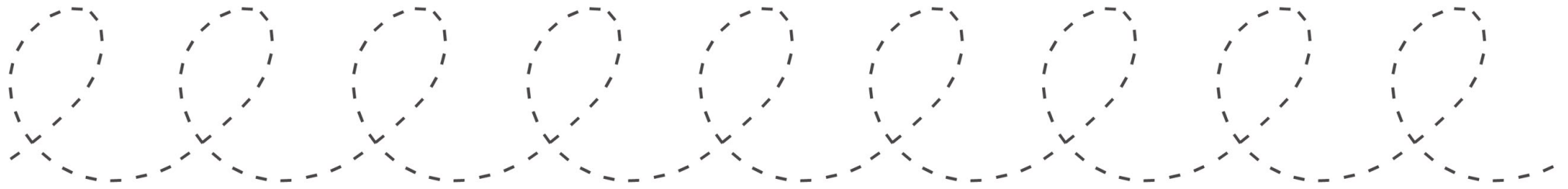
7. _____

fish

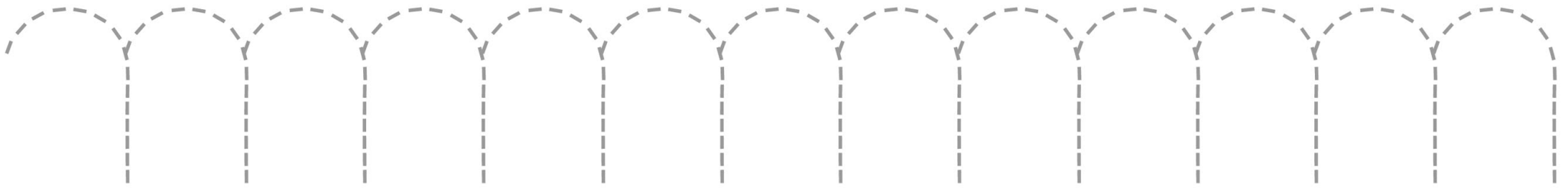
8. _____



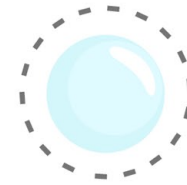
Pencil Control Worksheet- Trace the dotted lines as neatly as you can.





Pencil Control Worksheet- Trace the dotted lines as neatly as you can.




Pencil Control Worksheet- Trace the dotted lines as neatly as you can.



Pencil Control Worksheet- Trace the dotted lines as neatly as you can.




Pencil Control Worksheet- Trace the dotted lines as neatly as you can.




Pencil Control Path Worksheet

Draw a line connecting the two pictures.
Stay in the middle of the path!




Pencil Control Path Worksheet

Draw a line connecting the two pictures.
Stay in the middle of the path!



Pencil Control Path Worksheet

Draw a line connecting the two pictures.
Stay in the middle of the path!



Name: _____

Date: _____

Write the Missing Numbers Activity

Write in the missing numbers up to 100.


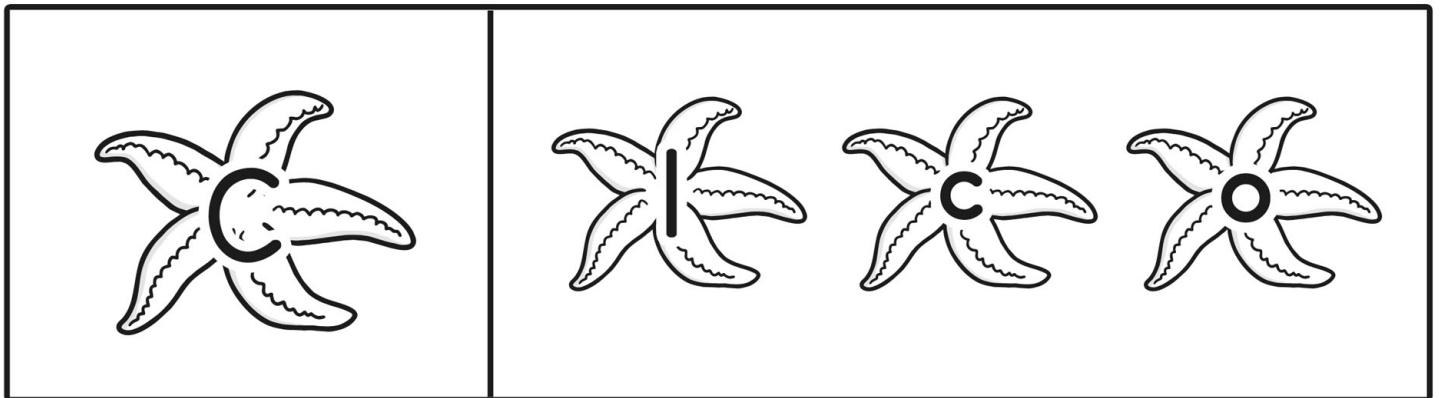
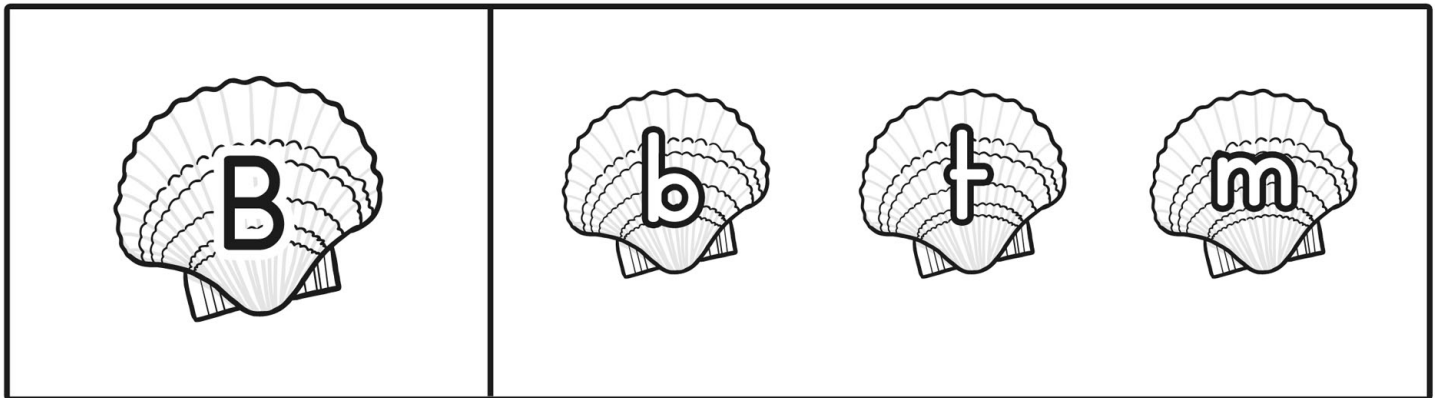

1	2	3		5	6	7	8	9	10
11	12		14		16	17		19	20
	22		24	25			28		30
31	32			35	36	37		39	40
41	42							49	50
51	52		54	55		57	58	59	60
61	62			65	66			69	
	72		74		76	77	78	79	80
	82		84	85	86			89	90
	92	93	94	95	96		98		100



Date _____

Name _____

Match the capital letter on the rockets to the matching lowercase letter on the planets.



Name: _____


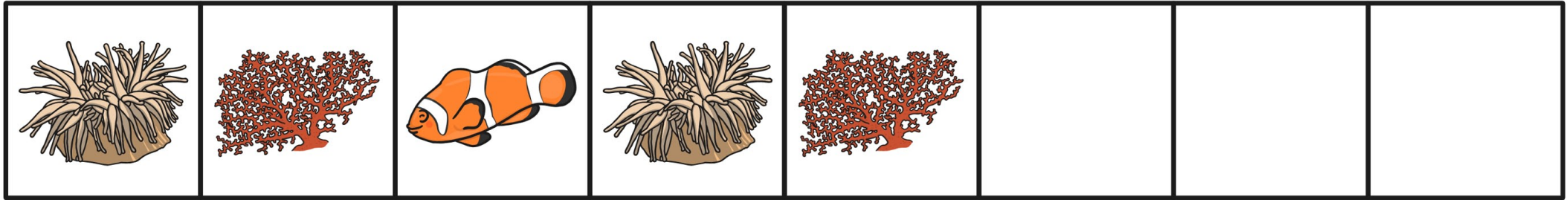

Date: _____

Number Comparison Worksheet


Compare the numbers and write $<$, $>$ or $=$ in the box.




Can you complete the patterns?



Cut out and use to complete the patterns.



My Great Barrier Reef Write-up!



Name: _____

Date: _____

I learnt these 3 things...

1. _____

2. _____

3. _____



Here are two interesting facts....

1. _____


2. _____

I would like to know...



Name: _____

Date: _____



The Great Barrier Reef Read and Draw

Read the words and draw pictures to illustrate the words.

crab


fish

Queensland

starfish

Name: _____

Date: _____



The Great Barrier Reef Read and Draw

Read the words and draw pictures to illustrate the words.

island


shelter

sponge

mollusc

Name: _____

Date: _____



The Great Barrier Reef Read and Draw

Read the words and draw pictures to illustrate the words.

shell

coral

fish

sea snake

The Great Barrier Reef Word Unscramble

How many 3 or more letter words can you find using the letters below? You may join a word horizontally, vertically, diagonally, to the left, to the right, up and down. No letter square can be used more than once. Score 1 point for each 3 letter word, 2 points for 4 letter words and 3 points for 5 letter words.

F	S	R	E
I	E	A	E
S	H	C	F
S	B	A	R

My points _____



Roll, add and colour!

INSTRUCTIONS;

1. Roll the dice
2. Add the numbers together
3. Colour the answer!

Two player:

Each player chooses a colour.
The winner is the one with
the most coloured in at the
end.



4

10

9

3

8

7

7


11

6

6

5

10



5

9


2

4

8


7

12



Great Barrier Reef Colour by Numbers


1 = Orange 2 = Green 3 = Red 4 = Blue 5 = Yellow



Great Barrier Reef Colour by Numbers

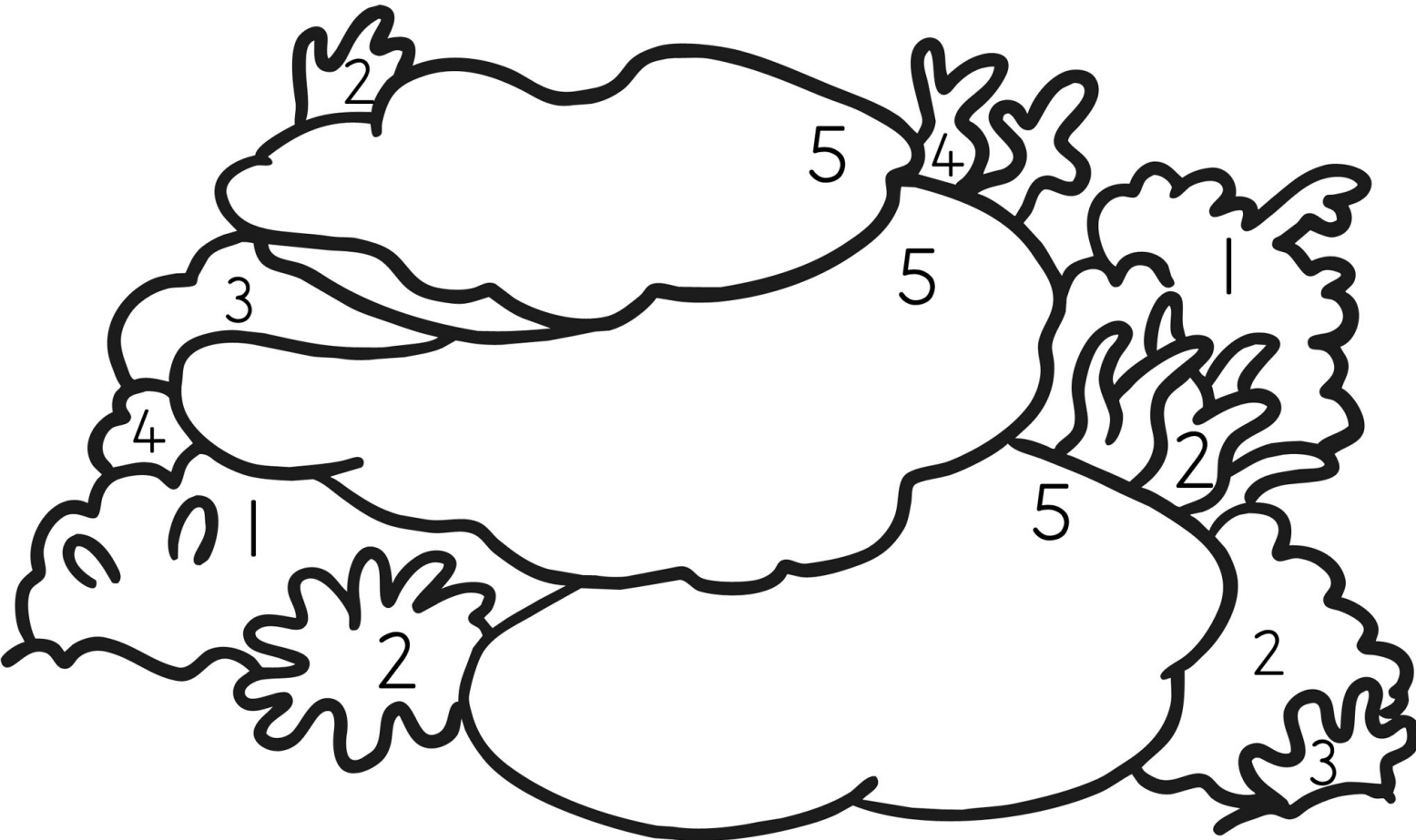
1 = Blue

2 = Red



Great Barrier Reef Colour by Numbers

1 = Pink 2 = Green 3 = Purple 4 = Orange 5 = Cream



Name: _____

Date: _____

Great Barrier Reef Colour by Numbers

1 = Yellow 2 = Red

